



Flushing mechanisms

TWO WAY INLET VALVE AND HANDLE OUTLET VALVE

039045

SPECIFICATION SHEET

PRODUCT DETAILS

Two Way Cistern Filler Valve With G1/2

Pull flush valve 2 inch base with 1.5 inch base set more and Tank lever

90MM Zinc-plated iron Tank Bolts

Standard cushion rubber

G1/2 plug

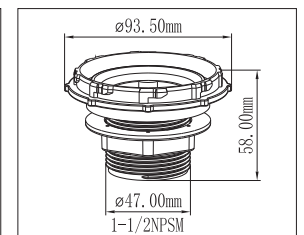
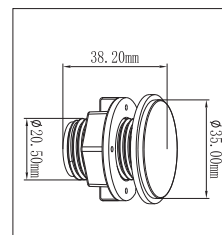
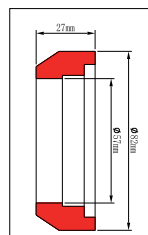
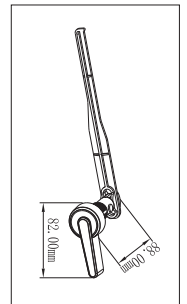
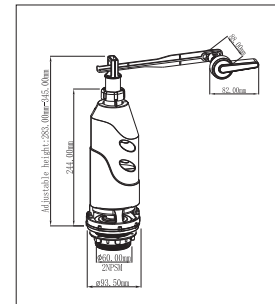
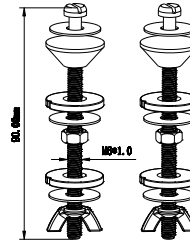
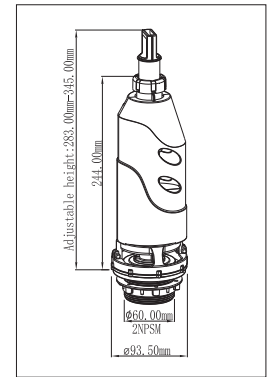
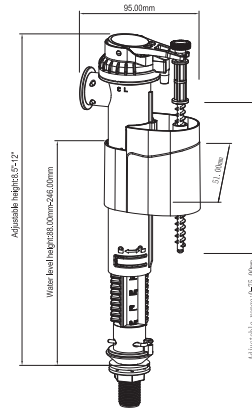


TECHNICAL SPECIFICATIONS

Installation Size/way:	G1/2; Bottom and Side
Working pressure:	0.02-1.6MPa
Installation height:	8.5"-12"
Flushing rate:	≥ 1.7L/S
Installation size for tank:	2inch and 1.5 inch
Range for tank:	any tanks

CLEANING INSTRUCTIONS

- Avoid cleaning agents containing ingredients, such as chlorine bleach, formic acid, acetic or Hydrochloric acid.
- Wipe all surfaces using a soft unabrasive cloth, with warm soapy water.



1 YEAR WARRANTY

WWW.PLUMBLINK.CO.ZA

Plumblink tries its best to ensure that the information given on our website is accurate. Although, we cannot guarantee this for certain, and accept no liability for any information.